



&\$&\$ -



..... **1**

..... **2**

 **3**

 3

 3

 3

 4

 7

 8

 **11**

 **12**

..... 12

 12

 14

 14

 14

 17

 19

..... 36



Unilumin Group Co.,Ltd

112 A

300232

2004 10 26

112 A

0755-29918999

0755-29912092

518103

112 A

6

3

91440300767579994J

irm@unilumin.com

LED

LED

LED

LED

LED

2010 12 31	16,926.70	
2011 6		33,310.66
2013 12		247.68
2014 12		240.06
2015 12		20,522.85
2016 12		32,279.21
2017 3		14,032.38
2017 11		2,876.61
2018 11		53,540.77
		157,050.22
	19,728.12	
\$\$\$ * '\$	') \$Z (&* " \$)	

1

1

	\$\$\$ * '\$	2019-12-31	2018-12-31	2017-12-31
	+ž' *(ž' +) ž) *, "' *	7,516,614,051.13	6,417,536,291.29	4,891,576,572.58

	\$\$\$ % *	2019	2018	2017
	-ž' +)ž(*\$, &	615,517,461.24	484,709,347.66	324,460,577.95
	*-ž((%ž(-("))	537,926,086.29	426,363,249.49	287,707,365.61
	+ž(+ž)\$\$\$(529,909,161.22	412,250,804.19	284,299,042.56

3

	\$\$\$ % *	2019	2018	2017
	!%\$\$ž+&ž%,"-)	468,247,002.54	320,123,413.60	122,691,173.13
	!&ž)&ž*', "&	-534,400,439.97	-602,046,886.02	-604,794,170.51
	%ž' - *ž')\$'' *	-28,213,845.36	611,708,532.25	288,560,627.10
	!&\$' ž, +(ž%\$", (-82,851,736.25	346,976,057.47	-207,243,903.46

2

	\$\$\$! *!' \$	2019-12-31	2018-12-31	2017-12-31
	%')	1.18	1.31	1.02
	\$" - %	0.72	0.87	0.71
	' & ,)%	43.67%	45.12%	48.44%
)&" (&%	58.84%	59.14%	58.16%



1

1

2

3

4

5

6

7

8

9



1 2020 4 23

A

A < A

> < A

> < A

> < >

A

2019

2 2020 5 20

2019

A

A < A >

< A >

< A >

< >

A

3 2020 6 22

> < <
> < <
>

4 2020 8 26

4

1

A

2

A

5

6

1

LED

LED

2018-441300-39-

03-812897

LED

[2019]14

2020 0347

ERP

2

LED

3

35



$$80\% \quad / \quad \begin{matrix} 20 \\ 20 \end{matrix} \quad = \quad \begin{matrix} 20 \\ 20 \end{matrix}$$

2020 2 14 —

1

°

Fj

14.8



30%

4

2020 6

30%

2

2020 4 23

A

2019 10 23

1,000.00

1

&\$% % ' %

&\$% %%)

&\$% &\$&\$ % *

&\$% &

' \$\$ &\$&\$

*

% \$

&\$% % ' %

&\$% &

!

!

' \$\$

&\$%

&&& % *

&\$% % ' %

2

2019 3 5

1,000

3.33%

2019 12 11

SJK640

3

201932a04ea9TT2 T6 1 Tf -27.535 -226445

“ 89,500.00 ” “

@98

@98

@98

3

4

5

6

7

%

,

\$\$\$) %

\$\$\$

%

1,000.00

2020 8 26

89,500.00

88,500.00

\$\$\$ - %

, , ž) \$\$\$

, , ž') \$\$\$

1

2020	6	30		1,215.64
2020	6		0.36%	2020 6 30

1		— MOCVD LED			%,"\$\$	%,"\$\$	&\$%&"'	1.86%	198.00
2		ISE ISE ISE ISE			'\$\$'\$\$	'\$\$'\$\$	&\$%"%&	15.00%	300.00
3			@98	@98	&+" "+,	&+" "+,	&\$%)" -	10.00%	277.78
4		LED LED LED LED		@98	%\$'\$\$	%\$'\$\$	&\$%"%"	12.00%	150.00
5			@98	@98	%\$\$", \$	%-"*(&\$%" "+	10.00%	17.64
6			@98		%\$\$"\$\$	%\$\$"\$\$	&\$%"%"&	6.00%	100.00

2

2020 6 30

3

1

2020 6 30

9,468.41

LED

21 —

6,131.39

2020 6 30

2020 6 30

0.83%

2

2020 6 30

10,055.18

4

2020 6

6.75%

2020 6 30

--	--	--	--

6			@98	@98	%&\$" \$\$	%&\$" \$\$	&\$%" "	20.00% 1	112.00
7			@98	@98	' Z * \$ \$ \$ \$ &	() \$" \$\$	&\$%" "	45.00%	371.57
8	H2VR Hold Co,Inc.		@98	@98	') \$	') \$	&\$%" "	26.90%	1,666.90
9		LED	@98	@98	%" -)	%" -)	&\$%" "	40.00%	179.43
10	Bright logic, Inc.	LED	@98	@98	%\$ \$	%\$ \$	&\$&\$" &	25.00%	628.33
									22,768.02

1
&

&\$

@98

--	--	--	--	--	--	--	--	--



%

%&				&%"&	&\$\$\$&	'**%&
%		dack		&%"(&\$\$\$&	%"\$&
%&				&%"")	&\$\$\$&	'"&+%&
%&				&%"")	%\$\$\$&	%%&
%&		@&		&%"**	%\$\$\$&	&"-)%&
%&		@&	@&	@&	@&	@&
%		z		&%" +	%\$\$\$&	%"\$**%&
%		@&		&%" ,	&\$\$\$&	("*\$%&
&\$		17		&%" ,	%\$\$\$&)")*%&
					(\$z*)**&	!

2020 6 30

6

2020 6 30

7

2020 6 30

&

%

2020 6 30

1

1

2 2020 9

3

27,736.18

, , z') \$ \$ \$

4 2019

52,990.92

42,502.54

2020

-10% 0% 10%

5

6

2019

7

8

2019

9

2019

2019

10

	2019 / 2019 12 31			2020 /2020 12 31	
	27,736.18				
	2020 9				
1 2020	-10%				
	52,990.92		47,691.82		47,691.82

	2019 / 2019 12 31	2020 /2020 12 31	
/	0.57	0.63	0.59
/	0.46	0.51	0.47
/	0.46	0.51	0.47



1

2

3

4

5

6

7

1

2

3





1

LED

LED

2

	103,016.68	134,032.49	157,258.92
% *ž+' %' +(21.06%	20.89% 20.92%
% ") +%			

3

2011

Trans-Lux Corporation

		&&&&	*	'\$
(\$ž) & ", %)") \$%		

1

Z



2019 LED

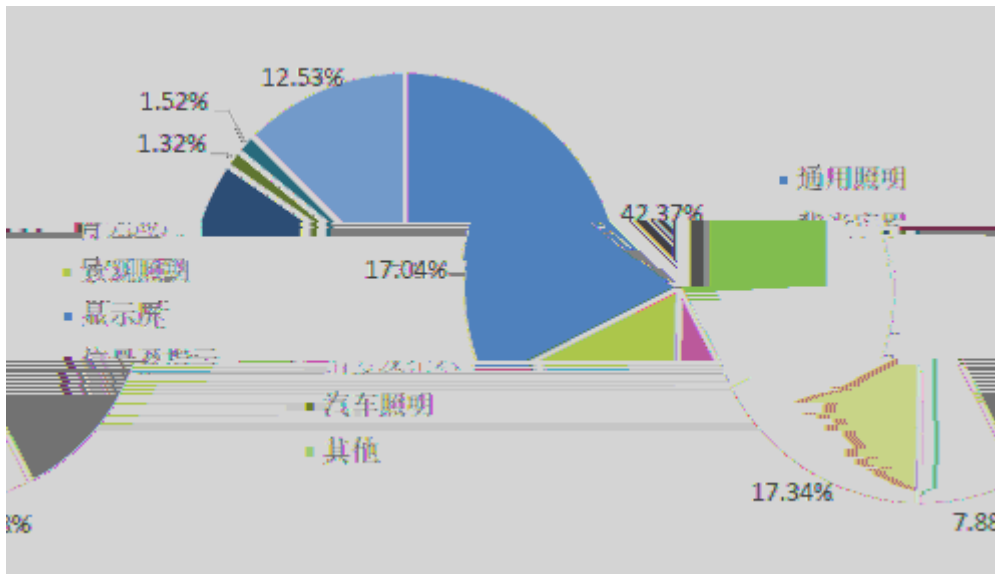
LED

LED

17.04%

LED

2019 LED



2019

2 LED

LED

LED

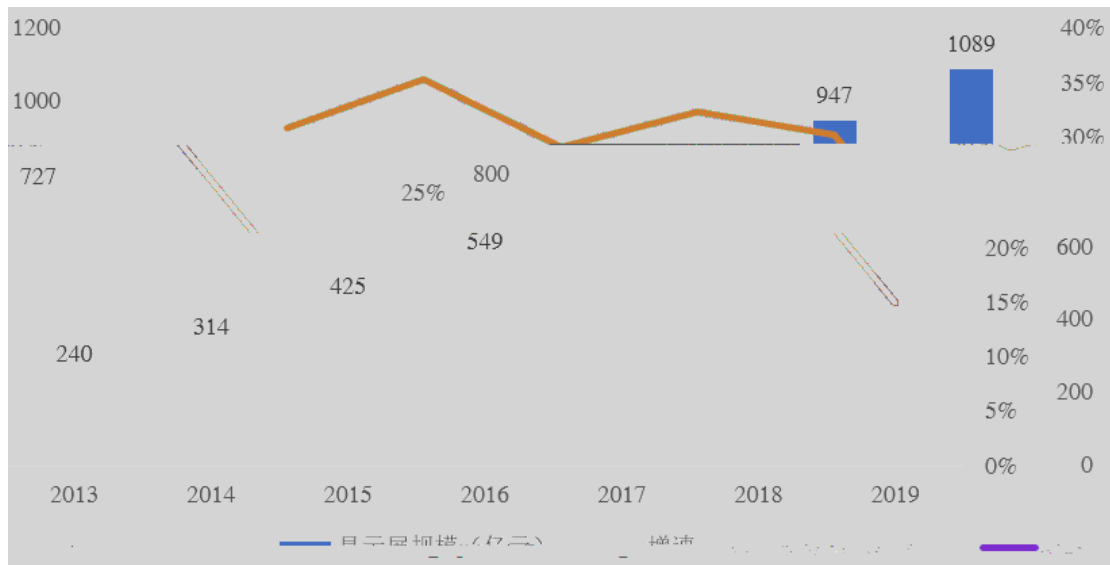
2013

240

2019 1,089


28.67%

LED



2019

LED





3 Mini LED

Mini LED

LED

Mini LED

0.9mm

Mini LED

100

200

4K

8K

LCD OLED

Mini LED

HDR

Mini LED

Mini

LED

LED

4

5G

5G AI

5G

+

1

LED

2019

2019

LED

LED Mini LED

2

LED

3

5G

+

+

4

LED

2019

70

5G

5

LED

1

（本页无正文）



保荐机构（主承销商）负责人关于发行保荐的声明

本人已认真阅读中泰证券股份有限公司关于深圳市洲明科技股份有限公司创业板向特定对象发行股票之发行保荐书的全部内容，对发行保荐书不存在任何虚假记载、误导性陈述或者重大遗漏，并对其真实性、准确性、完整性及法律后果承担全部责任。

保荐机构负责人：_____

日期：_____



保荐机构（主承销商）关于《深圳证券交易所创业板股票上市保荐书》的声明

本人已认真阅读北京泰证券股份有限公司关于深圳市迦明科技股份有限公司



3	1		2
	IPO	3	3
3	1		2
		3	3
